


# THE ORIGINAL VACU-BIN

## SELF - EMPTYING RESIN HANDLING BINS



Model SEB-300

For use with all vacuum loading systems using pick-up wands

Ergonomic design eliminates physically handling heavy drums



Model SEB-100

Free flow design reduces material bridging and minimizes material handling

Heavy duty construction

Available in 110 lb., 300 lb. and 500 lb. capacities

IDEAL FOR HANDLING:

- Bagged materials
- Masterbatch materials
- Short run resins
- Regrind
- Dusty Materials

# VACU-BIN

# THE ORIGINAL VACU-BIN

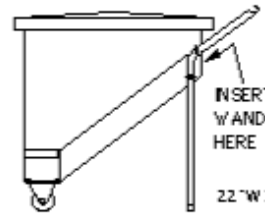
VACU-BIN Self Emptying Resin Handling Bins are specifically designed for use with all types of vacuum loading systems using pickup wands. The vacuum wand is inserted into a chute and directed to the lowest point in the bin where material is allowed to enter into the wand chute for pickup by the vacuum wand. Manufactured of polyethylene, all bins are supplied with lids and heavy duty casters. The VACU-BIN is available in three sizes to handle capacities of approximately 110lbs(50kgs), 300 lbs(136kgs) and 500lbs (228kgs).

## APPLICATIONS

- all types of plastic resins and free flowing materials
- containment of dusty materials
- cleanroom environments
- food industry
- pharmaceutical applications

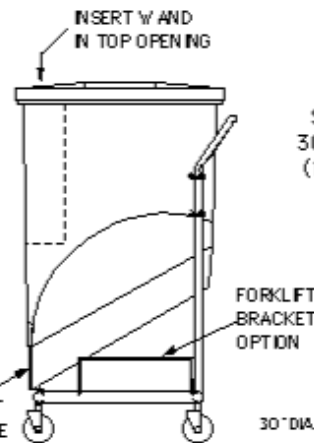
Contact us at 1-888-792-2223 or [sales@plastixs.com](mailto:sales@plastixs.com)

**Plastixs.com**



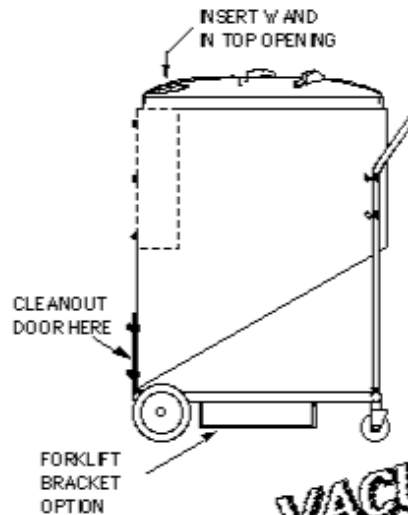
MODEL SEB-100  
110 lb. cap.  
(50 kgs.)

22" W X 28" L X 28" TALL



MODEL SEB-300  
300 lb. cap.  
(136 kgs.)

30" DIA. X 48" TALL



MODEL SEB-500  
500 lb. cap.  
(228 kgs.)

36" DIA. X 52" TALL

# VACU-BIN