

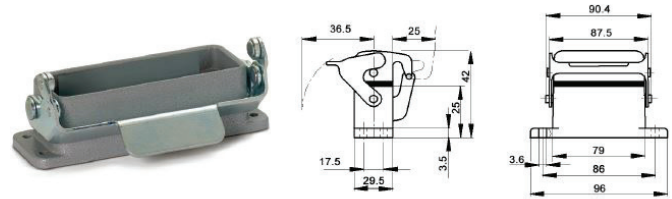
EPIC® INDUSTRIAL CONNECTORS

For Hot Runner Controls, Molds, Robots, Machines, Accessories, Data, Etc.

EPIC® HA 16 Series Housings, Hoods & Inserts

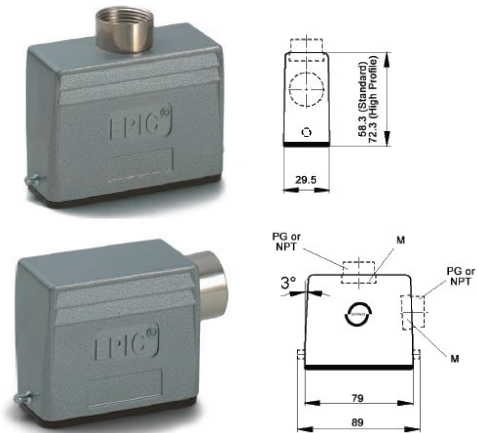
Housings - Panel Mount

<u>Part #</u>	<u>Description</u>
PLX-10.4620	Metal Housing, Single Lever




Hoods (order Strain Relief Gland separately)

<u>Part #</u>	<u>Description</u>	<u>Thread (M)</u>
PLX-10.5650	Top Entry, Single Lever	PG-16
PLX-10.5652	Top Entry, Single Lever	PG-21
PLX-10.5640	Side Entry, Single Lever	PG-16
PLX-10.5645	Side Entry, Single Lever	PG-21



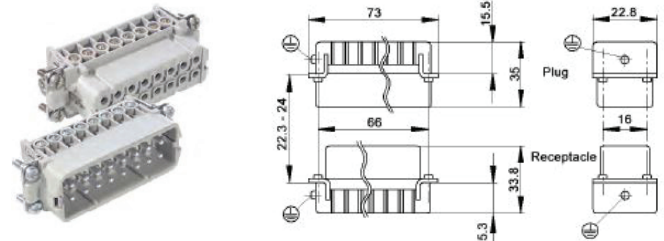
SKINTOP® Straight Strain Relief Glands

<u>Part #</u>	<u>Thread (M)</u>	<u>Wire O.D.</u>
PLX-S1116	PG-16	0.354"-0.551"
PLX-S1121	PG-21	0.521"-0.709"



EPIC® A Inserts (16 contacts + ⊕)

<u>Part #</u>	<u>Description</u>
PLX-10.5300	Plug Insert, Screw Terminated
PLX-10.5310	Receptacle Insert, Screw Terminated



EPIC® D Inserts (25 contacts + ⊕)

<u>Part #</u>	<u>Description</u>
PLX-11.2833	Plug Insert, Screw Terminated
PLX-11.2823	Receptacle Insert, Screw Terminated

